

PLEASE CHECK WWW.MOLEX.COM FOR LATEST PART INFORMATION

Part Number: [0039013143](#)
Status: **Active**
Overview: [minifit_jr](#)
Description: 4.20mm (.165") Pitch Mini-Fit Jr.™ Plug Housing, Dual Row, without Panel Mount Ears, PA Polyamide Nylon 6/6, UL 94V-2, 14 Circuits

Documents:

[3D Model](#) [Product Specification PS-5556-001 \(PDF\)](#)
[Drawing \(PDF\)](#) [RoHS Certificate of Compliance \(PDF\)](#)

Agency Certification

CSA	LR19980
TUV	R72081037
UL	E29179

General

Product Family	Crimp Housings
Series	5559
Comments	Current = 13A max. per circuit when header is mated to a receptacle loaded with 45750 series terminals crimped to 16 AWG wire. . See Molex product specification PS-45750-001 for additional current de-rating information.
MolexKits	Yes
Overview	minifit_jr
Product Name	Mini-Fit Jr.™

Physical

Breakaway	No
Circuits (maximum)	14
Color - Resin	Natural
Flammability	94V-2
Gender	Male
Glow-Wire Compliant	No
Keying to Mating Part	None
Lock to Mating Part	Yes
Material - Resin	Nylon
Number of Rows	2
Packaging Type	Bag
Panel Mount	No
Pitch - Mating Interface (in)	0.165 In
Pitch - Mating Interface (mm)	4.20 mm
Pitch - Term. Interface (in)	0.165 In
Pitch - Term. Interface (mm)	4.20 mm
Polarized to Mating Part	Yes
Stackable	No
Temperature Range - Operating	-40°C to +105°C

Electrical

Current - Maximum per Contact	13A
-------------------------------	-----

Material Info

Old Part Number	5559-14P1
-----------------	-----------

Reference - Drawing Numbers

Packaging Specification	PK-5559-002
Product Specification	PS-5556-001



image - Reference only

EU RoHS

ELV and RoHS Compliant
REACH SVHC Contains SVHC: No
Halogen-Free
Status Not Reviewed

China RoHS



Need more information on product environmental compliance?

Email productcompliance@molex.com
 For a multiple part number RoHS Certificate of Compliance, [click here](#)

Please visit the [Contact Us](#) section for any non-product compliance questions.

Search Parts in this Series

[5559Series](#)

Mates With

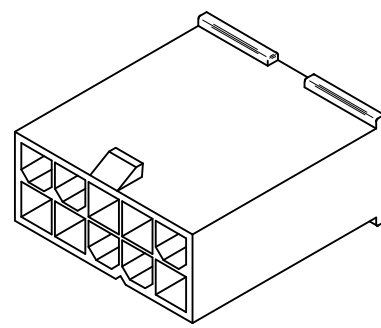
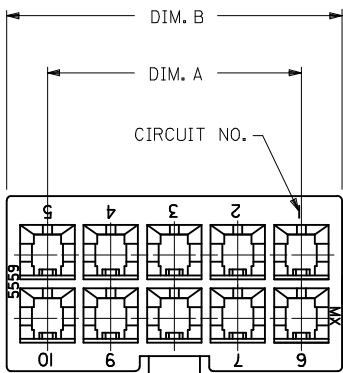
[39-01-2140](#) Receptacle Housing

Use With

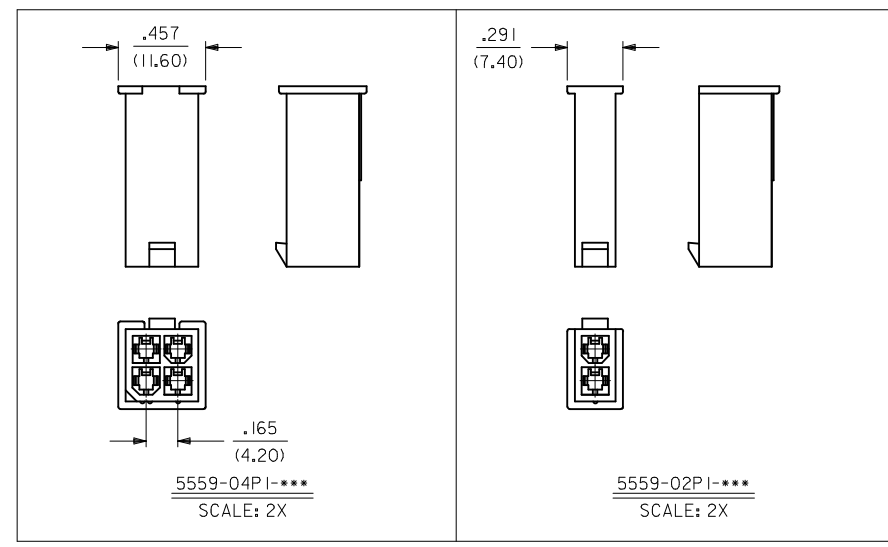
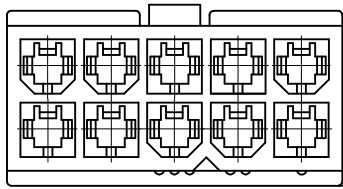
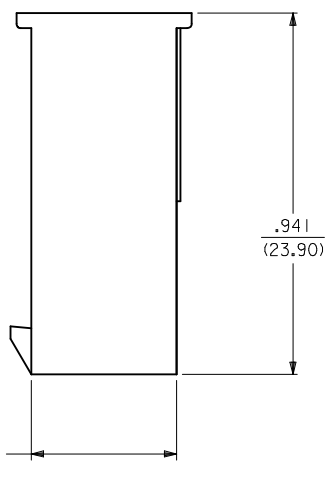
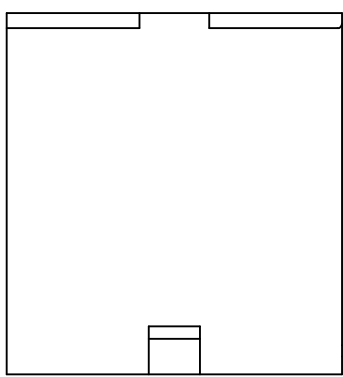
[5558](#) Mini-Fit Jr.™ Male Crimp Terminals.
[44478](#) Mini-Fit HCS™ Male Crimp Terminals.
[30490](#) Mini-Fit® Male Grounding Crimp Terminals

This document was generated on 06/08/2010

PLEASE CHECK WWW.MOLEX.COM FOR LATEST PART INFORMATION



CKT. SIZE	DIM. A	DIM. B
6	.331 (8.40)	.543 (13.80)
8	.496 (12.60)	.709 (18.00)
10	.661 (16.80)	.874 (22.20)
12	.827 (21.00)	1.039 (26.40)
14	.992 (25.20)	1.205 (30.60)
16	1.157 (29.40)	1.370 (34.80)
18	1.323 (33.60)	1.535 (39.00)
20	1.488 (37.80)	1.701 (43.20)
22	1.654 (42.00)	1.866 (47.40)
24	1.819 (46.20)	2.031 (51.60)

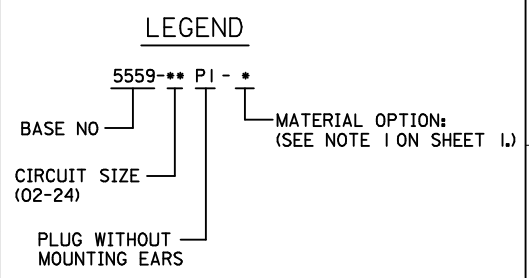


- NOTES:
- MATERIAL: BLANK=NYLON 6/6, UL 94V-2, COLOR: NATURAL
BL=NYLON 6/6, UL94V-2, COLOR: BLACK
210=NYLON 6/6, UL 94V-0, COLOR: NATURAL
220=NYLON 6/6, UL 94V-2, U.V. STABILIZED, COLOR: BLACK
 - FINISH: N/A
 - PRODUCT SPECIFICATION: PS-5556-001
 - PACKAGING SPECIFICATION: SEE CHARTS
 - THIS PART MATES WITH RECEPTACLE #5557
 - THIS PART IS FOR USE WITH MOLEX MALE TERMINAL #5558-*

ADDED PK SPECS EC NO: UCP2009-0724 DRWN:KLOSTERMEIER 2008/10/01 CHKD:JBELL 2008/10/03 APPR:FSMITH 2008/10/03	QUALITY SYMBOLS =0 =0.05	GENERAL TOLERANCES (UNLESS SPECIFIED) <table border="1"> <thead> <tr> <th></th> <th>mm</th> <th>INCH</th> </tr> </thead> <tbody> <tr> <td>4 PLACES</td> <td>± .15</td> <td>± .005</td> </tr> <tr> <td>3 PLACES</td> <td>± .10</td> <td>± .003</td> </tr> <tr> <td>2 PLACES</td> <td>± 0.38</td> <td>± .015</td> </tr> <tr> <td>1 PLACE</td> <td>± .15</td> <td>± .005</td> </tr> </tbody> </table>		mm	INCH	4 PLACES	± .15	± .005	3 PLACES	± .10	± .003	2 PLACES	± 0.38	± .015	1 PLACE	± .15	± .005	DIMENSION STYLE IN/MM DRAWN BY: RJF DATE: 1989/09/22 CHECKED BY: BAP DATE: 1989/09/22 APPROVED BY: ROS DATE: 1989/09/22	SCALE: 4:1 DESIGN UNITS: METRIC THIRD ANGLE PROJECTION	SHEET NO. 1 OF 2
		mm	INCH																	
	4 PLACES	± .15	± .005																	
	3 PLACES	± .10	± .003																	
2 PLACES	± 0.38	± .015																		
1 PLACE	± .15	± .005																		
DRAFT WHERE APPLICABLE MUST REMAIN WITHIN DIMENSIONS	MATERIAL NO. SEE CHART DOCUMENT NO. SD-5559-NP1*	MOLEX INCORPORATED																		
D2	THIS DRAWING CONTAINS INFORMATION THAT IS PROPRIETARY TO MOLEX INCORPORATED AND SHOULD NOT BE USED WITHOUT WRITTEN PERMISSION																			

13	12	11	10	9
PART NUMBER	ENG. NUMBER	CIRCUIT SIZE	MATERIAL	PACKAGING SPECIFICATION
39-01-3023	5559-02P I	2	94V-2	PK-5559-002
39-01-3043	5559-04P I	4	94V-2	BULK
39-01-3063	5559-06P I	6	94V-2	BULK
39-01-3083	5559-08P I	8	94V-2	BULK
39-01-3103	5559-10P I	10	94V-2	BULK
39-01-3123	5559-12P I	12	94V-2	BULK
39-01-3143	5559-14P I	14	94V-2	BULK
39-01-3163	5559-16P I	16	94V-2	BULK
39-01-3183	5559-18P I	18	94V-2	BULK
39-01-3203	5559-20P I	20	94V-2	BULK
39-01-3223	5559-22P I	22	94V-2	BULK
39-01-3243	5559-24P I	24	94V-2	BULK

8	7	6	5	4
PART NUMBER	ENG. NUMBER	CIRCUIT SIZE	MATERIAL	PACKAGING SPECIFICATION
39-01-3029	5559-02P I-2 I O	2	94V-0	PK-5559-002
39-01-3049	5559-04P I-2 I O	4	94V-0	BULK
39-01-3069	5559-06P I-2 I O	6	94V-0	BULK
39-01-3089	5559-08P I-2 I O	8	94V-0	BULK
39-01-3109	5559-10P I-2 I O	10	94V-0	BULK
39-01-3129	5559-12P I-2 I O	12	94V-0	BULK
39-01-3149	5559-14P I-2 I O	14	94V-0	BULK
39-01-3169	5559-16P I-2 I O	16	94V-0	BULK
39-01-3189	5559-18P I-2 I O	18	94V-0	BULK
39-01-3209	5559-20P I-2 I O	20	94V-0	BULK
39-01-3229	5559-22P I-2 I O	22	94V-0	BULK
39-01-3249	5559-24P I-2 I O	24	94V-0	BULK



PART NUMBER	ENG. NUMBER	CIRCUIT SIZE	MATERIAL	PACKAGING SPECIFICATION
15-04-6020	5559-02P I-220	2	94V-2, U.V. STABILIZED	PK-5559-002
NO E.D.P.	5559-04P I-220	4	94V-2, U.V. STABILIZED	BULK
NO E.D.P.	5559-06P I-220	6	94V-2, U.V. STABILIZED	BULK
NO E.D.P.	5559-08P I-220	8	94V-2, U.V. STABILIZED	BULK
NO E.D.P.	5559-10P I-220	10	94V-2, U.V. STABILIZED	BULK
NO E.D.P.	5559-12P I-220	12	94V-2, U.V. STABILIZED	BULK
NO E.D.P.	5559-14P I-220	14	94V-2, U.V. STABILIZED	BULK
NO E.D.P.	5559-16P I-220	16	94V-2, U.V. STABILIZED	BULK
NO E.D.P.	5559-18P I-220	18	94V-2, U.V. STABILIZED	BULK
NO E.D.P.	5559-20P I-220	20	94V-2, U.V. STABILIZED	BULK
NO E.D.P.	5559-22P I-220	22	94V-2, U.V. STABILIZED	BULK
NO E.D.P.	5559-24P I-220	24	94V-2, U.V. STABILIZED	BULK

PART NUMBER	ENG. NUMBER	CIRCUIT SIZE	MATERIAL	PACKAGING SPECIFICATION
39-01-3026	5559-02P1-BL	2	94V-2	PK-5559-002
39-01-3046	5559-04P1-BL	4	94V-2	BULK
39-01-3066	5559-06P1-BL	6	94V-2	BULK
39-01-3086	5559-08P1-BL	8	94V-2	BULK
39-01-3106	5559-10P1-BL	10	94V-2	BULK
39-01-3126	5559-12P1-BL	12	94V-2	BULK
39-01-3146	5559-14P1-BL	14	94V-2	BULK
39-01-3166	5559-16P1-BL	16	94V-2	BULK

ADDED PK SPECS EC NO: UCP2009-0724 DRWN: JLOSTNER 2008/10/01 CHKD: J BELL 2008/10/03 APPR: F SMITH 2008/10/03 REV DESCRIPTION	QUALITY SYMBOLS ▽=0 ▽=0	GENERAL TOLERANCES (UNLESS SPECIFIED) <table border="1"> <tr><th colspan="2">mm</th><th>INCH</th></tr> <tr><td>4 PLACES ±</td><td>---</td><td>± ---</td></tr> <tr><td>3 PLACES ±</td><td>---</td><td>± ---</td></tr> <tr><td>2 PLACES ±</td><td>---</td><td>± .015</td></tr> <tr><td>1 PLACE ±</td><td>0.38</td><td>± ---</td></tr> </table>	mm		INCH	4 PLACES ±	---	± ---	3 PLACES ±	---	± ---	2 PLACES ±	---	± .015	1 PLACE ±	0.38	± ---	DIMENSION STYLE IN/MM DRAWN BY DATE R J F 1989/09/22 CHECKED BY DATE B A P 1989/09/22 APPROVED BY DATE R O S 1989/09/22	SCALE 1:1 DESIGN UNITS INCH THIRD ANGLE PROJECTION	TITLE MINI-FIT JR SERIES PLUG W/O MTG. EARS
	mm		INCH																	
	4 PLACES ±	---	± ---																	
	3 PLACES ±	---	± ---																	
2 PLACES ±	---	± .015																		
1 PLACE ±	0.38	± ---																		
MATERIAL NO. SEE CHART	DOCUMENT NO. SD-5559-NP1*	SHEET NO. 2 OF 2																		
DRAFT WHERE APPLICABLE MUST REMAIN WITHIN DIMENSIONS			THIS DRAWING CONTAINS INFORMATION THAT IS PROPRIETARY TO MOLEX INCORPORATED AND SHOULD NOT BE USED WITHOUT WRITTEN PERMISSION																	
SIZE C			MOLEX MOLEX INCORPORATED																	